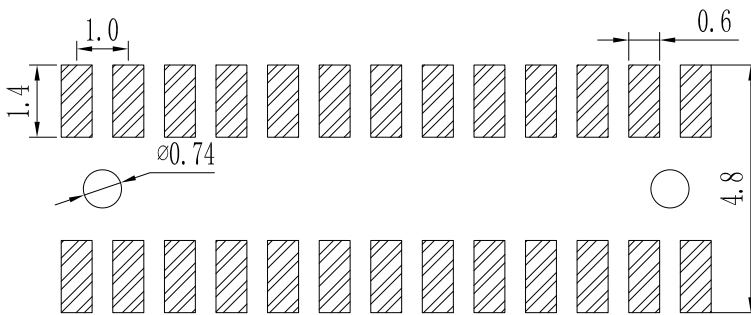
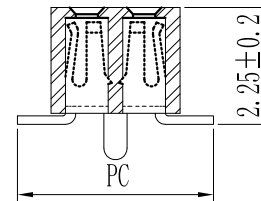
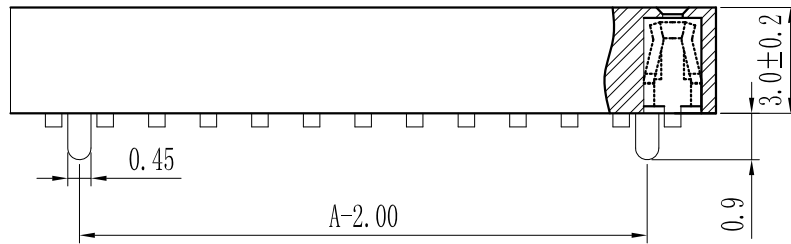
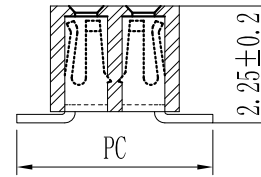
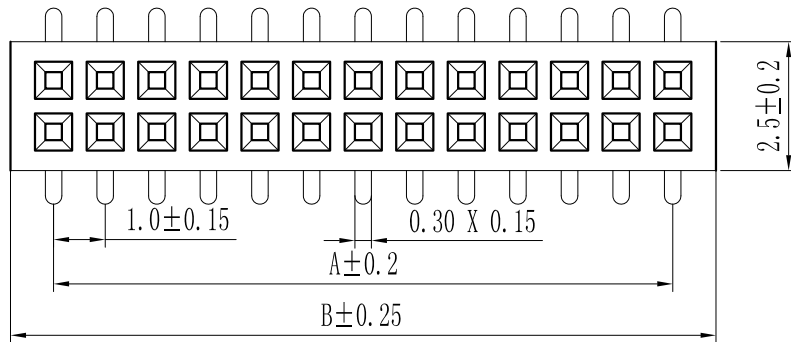


ROHS

For reference only

Pin数	尺寸A	尺寸B
2x2	1.00	2.40
2x3	2.00	3.40
2x4	3.00	4.40
2x5	4.00	5.40
2x6	5.00	6.40
2x7	6.00	7.40
2x8	7.00	8.40
2x9	8.00	9.40
2x10	9.00	10.40
2x11	10.00	11.40
2x12	11.00	12.40
2x13	12.00	13.40
2x14	13.00	14.40
2x15	14.00	15.40
2x16	15.00	16.40
2x17	16.00	17.40
2x18	17.00	18.40
2x19	18.00	19.40
2x20	19.00	20.40
2x21	20.00	21.40
2x22	21.00	22.40
2x23	22.00	23.40
2x24	23.00	24.40
2x25	24.00	25.40
2x26	25.00	26.40
2x27	26.00	27.40
2x28	27.00	28.40
2x29	28.00	29.40
2x30	29.00	30.40
2x31	30.00	31.40
2x32	31.00	32.40
2x33	32.00	33.40
2x34	33.00	34.40
2x35	34.00	35.40
2x36	35.00	36.40
2x37	36.00	37.40
2x38	37.00	38.40
2x39	38.00	39.40
2x40	39.00	40.40
2x41	40.00	41.40
2x42	41.00	42.40
2x43	42.00	43.40
2x44	43.00	44.40
2x45	44.00	45.40
2x46	45.00	46.40
2x47	46.00	47.40
2x48	47.00	48.40
2x49	48.00	49.40
2x50	49.00	50.40



PC
3.2
3.8
4.1

PCB LAYOUT

Specification:
 Current Rating : 1AMP
 Temperature Range : -40°Cto+105°C
 Contact Resistance : 20mΩ Max
 Insulation Resistance : 1000MΩ Min
 Withstanding Voltage : AC 500V
 Material:
 Insulator : Polyester (UL94V-0)
 Standard:PA6T/LCP
 Contact: Bronze
 Plating : Au or Sn Over 50u" Ni

		GENERAL TOLERANCES		SCALE: 1:1	NAME	DATE	<p>深圳市联索连接器有限公司 SHENZHEN UNICABLE CONNECTOR CO., LTD.</p>	PART. NO: LSFH-0015	
		LINEAR	ANGLES	APPROVED				DWG. NO: ENDE1015	
		0.0±0.25 X° REF±6°		DESIGNER			TITLE: Pitch1.00mm Female Header, Dual Row, Plastic Height 3.0mm, SMT (with Local Peg) Type(U)		
REV.	REVISION RECORD	DATE	UNIT: MM	SIZE: A4	0.00±0.15 X° ±3°	DRAWN	REV: A0 SHEET: 1/1		
		0.00±0.08 X° X'±2°							