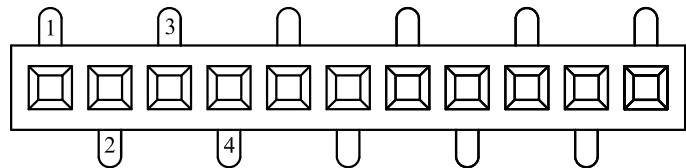


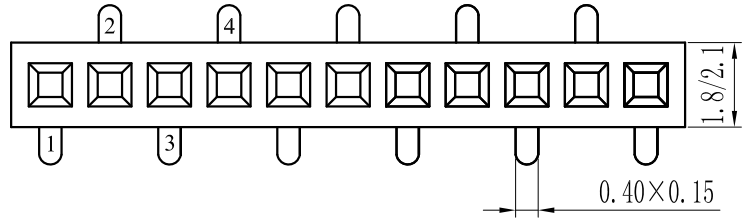
ROHS

For reference only

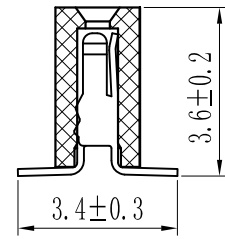
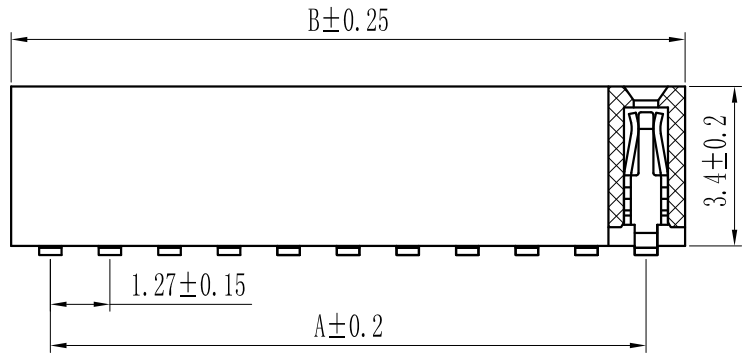
| Pin数 | 尺寸A | 尺寸B |
|------|-------|-------|
| 1x2 | 1.27 | 2.94 |
| 1x3 | 2.54 | 4.21 |
| 1x4 | 3.81 | 5.48 |
| 1x5 | 5.08 | 6.75 |
| 1x6 | 6.35 | 8.02 |
| 1x7 | 7.62 | 9.29 |
| 1x8 | 8.89 | 10.56 |
| 1x9 | 10.16 | 11.83 |
| 1x10 | 11.43 | 13.10 |
| 1x11 | 12.70 | 14.37 |
| 1x12 | 13.97 | 15.64 |
| 1x13 | 15.24 | 16.91 |
| 1x14 | 16.51 | 18.18 |
| 1x15 | 17.78 | 19.45 |
| 1x16 | 19.05 | 20.72 |
| 1x17 | 20.32 | 21.99 |
| 1x18 | 21.59 | 23.26 |
| 1x19 | 22.86 | 24.53 |
| 1x20 | 24.13 | 25.80 |
| 1x21 | 25.40 | 27.07 |
| 1x22 | 26.67 | 28.34 |
| 1x23 | 27.94 | 29.61 |
| 1x24 | 29.21 | 30.88 |
| 1x25 | 30.48 | 32.15 |
| 1x26 | 31.75 | 33.42 |
| 1x27 | 33.02 | 34.69 |
| 1x28 | 34.29 | 35.96 |
| 1x29 | 35.56 | 37.23 |
| 1x30 | 36.83 | 38.50 |
| 1x31 | 38.10 | 39.77 |
| 1x32 | 39.37 | 41.04 |
| 1x33 | 40.64 | 42.31 |
| 1x34 | 41.91 | 43.58 |
| 1x35 | 43.18 | 44.85 |
| 1x36 | 44.45 | 46.12 |
| 1x37 | 45.72 | 47.39 |
| 1x38 | 46.99 | 48.66 |
| 1x39 | 48.26 | 49.93 |
| 1x40 | 49.53 | 51.20 |
| 1x41 | 50.80 | 52.47 |
| 1x42 | 52.07 | 53.74 |
| 1x43 | 53.34 | 55.01 |
| 1x44 | 54.61 | 56.28 |
| 1x45 | 55.88 | 57.55 |
| 1x46 | 57.15 | 58.82 |
| 1x47 | 58.42 | 60.09 |
| 1x48 | 59.69 | 61.36 |
| 1x49 | 60.96 | 62.63 |
| 1x50 | 62.23 | 63.90 |



B Type



A Type



Specification:

Current Rating : 1AMP

Temperature Range : -40°Cto+105°C

Contact Resistance : 20mΩ Max

Insulation Resistance : 1000MΩ Min

Withstanding Voltage : AC 500V

Material:

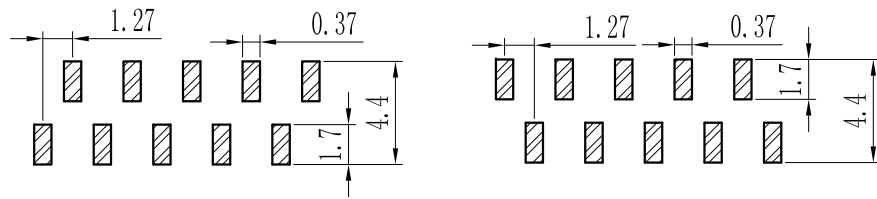
Insulator : Polyester (UL94V-0)

Standard:PA6T/LCP

Contact: Bronze

Plating : Au or Sn Over 50u" Ni

PCB LAYOUT



A Type

B Type

| REV. | REVISION RECORD | DATE | UNIT: MM | GENERAL TOLERANCES | | SCALE: 1:1 | NAME | DATE | 深圳市联索连接器有限公司 SHENZHEN UNICABLE CONNECTOR CO., LTD. 公司网址WWW.SZLSTC.CN 公司电话0755-23765650 公司邮箱SZLSTC@126.COM 公司传真0755-23765753 | PART. NO: | |
|------|-----------------|------|----------|--------------------|-----------|------------|------|------|--|-----------|-----|
| | | | | LINEAR | ANGLES | | | | | LSFH-0026 | |
| | | | | 0.00±0.15 | X° REF±6° | APPROVED | | | | DWG. NO: | |
| | | | | 0.00±0.15 | X° ±3° | DESIGNER | | | | ENDE1026 | |
| | | | | 0.000±0.08 | X° X'±2° | DRAWN | | | | REV: | A0 |
| | | | | | | | | | | SHEET: | 1/1 |