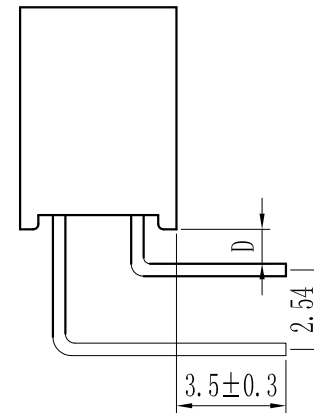
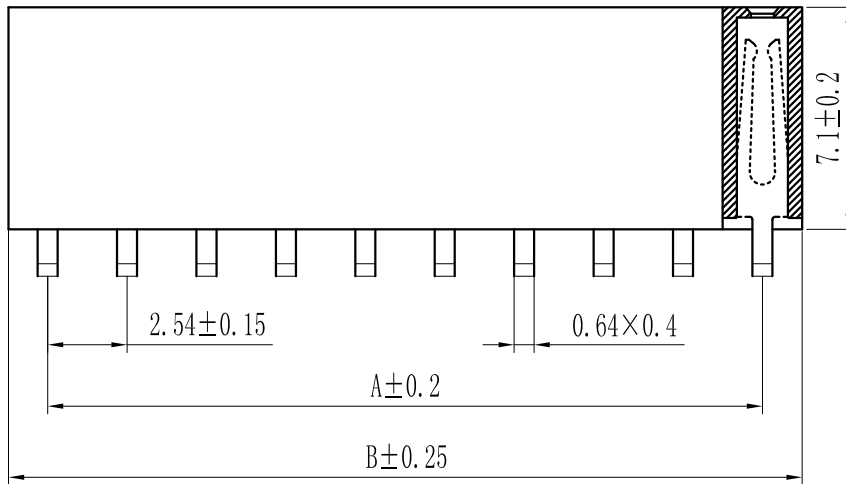
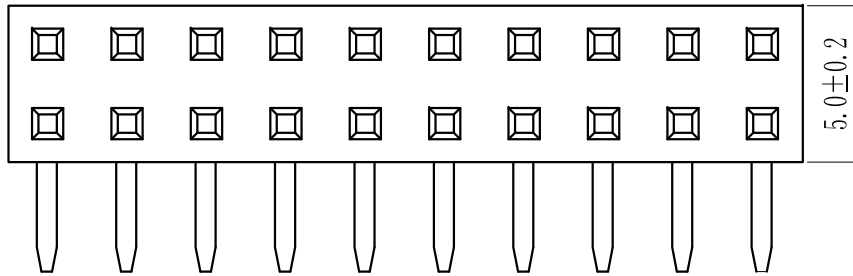


ROHS

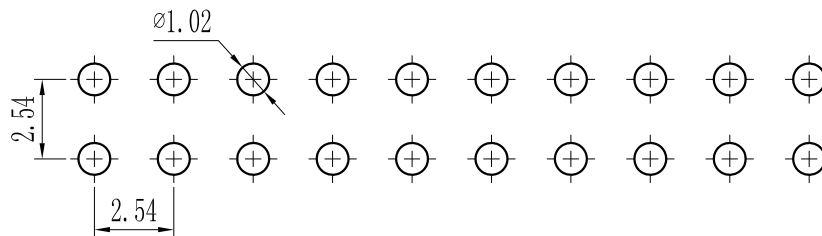
For reference only

| Pin数 | 尺寸A   | 尺寸B    |
|------|-------|--------|
| 2×2  | 2.54  | 5.58   |
| 2×3  | 5.08  | 8.12   |
| 2×4  | 7.62  | 10.66  |
| 2×5  | 10.16 | 13.20  |
| 2×6  | 12.70 | 15.74  |
| 2×7  | 15.24 | 18.28  |
| 2×8  | 17.78 | 20.82  |
| 2×9  | 20.32 | 23.36  |
| 2×10 | 22.86 | 25.90  |
| 2×11 | 25.40 | 28.44  |
| 2×12 | 27.94 | 30.98  |
| 2×13 | 30.48 | 33.52  |
| 2×14 | 33.02 | 36.06  |
| 2×15 | 35.56 | 38.60  |
| 2×16 | 38.10 | 41.14  |
| 2×17 | 40.64 | 43.68  |
| 2×18 | 43.18 | 46.22  |
| 2×19 | 45.72 | 48.76  |
| 2×20 | 48.26 | 51.30  |
| 2×21 | 50.80 | 53.84  |
| 2×22 | 53.34 | 56.38  |
| 2×23 | 55.88 | 58.92  |
| 2×24 | 58.42 | 61.46  |
| 2×25 | 60.96 | 64.00  |
| 2×26 | 63.50 | 66.54  |
| 2×27 | 66.04 | 69.08  |
| 2×28 | 68.58 | 71.62  |
| 2×29 | 71.12 | 74.16  |
| 2×30 | 73.66 | 76.70  |
| 2×31 | 76.20 | 79.24  |
| 2×32 | 78.74 | 81.78  |
| 2×33 | 81.28 | 84.32  |
| 2×34 | 83.82 | 86.86  |
| 2×35 | 86.36 | 89.40  |
| 2×36 | 88.90 | 91.94  |
| 2×37 | 91.44 | 94.48  |
| 2×38 | 93.98 | 97.02  |
| 2×39 | 96.52 | 99.56  |
| 2×40 | 99.06 | 102.10 |



Specification:  
 Current Rating : 3AMP  
 Temperature Range : -40°C to +105°C  
 Contact Resistance : 20mΩ Max  
 Insulation Resistance : 1000MΩ Min  
 Withstanding Voltage : AC 1000V  
 Material:  
 Insulator : Polyester (UL94V-0)  
 Standard: PBT/PA6T/LCP  
 Contact: Brass  
 Plating : Au or Sn Over 50u" Ni

PCB LAYOUT



| REV. | REVISION RECORD | DATE | UNIT: MM | GENERAL TOLERANCES |             | SCALE: 1:1 | NAME | DATE | 深圳市联索连接器有限公司<br>SHENZHEN UNICABLE CONNECTOR CO., LTD.<br>公司网址WWW.SZLSTC.CN 公司电话0755-23765650<br>公司邮箱SZLSTC@126.COM 公司传真0755-23765753 | PART. NO:         |  |
|------|-----------------|------|----------|--------------------|-------------|------------|------|------|--|-------------------|--|
|      |                 |      |          | LINEAR             | ANGLES      |            |      |      |  | LSFH-0138         |  |
|      |                 |      |          | 0.00 ± 0.15        | X° REF ± 6° | APPROVED   |      |      |  | DWG. NO: ENDE1138 |  |
|      |                 |      |          | 0.00 ± 0.08        | X° X' ± 2°  | DESIGNER   |      |      | TITLE: Pitch 2.54mm Female Header, Dual Row, Plastic Height 7.1mm, Right Angle Type (Y)  |                   |  |
|      |                 |      | SIZE: A4 |                    |             | DRAWN      |      |      | REV: AO  | SHEET: 1/1        |  |